

1. Download the [TrustWallet](#) app and create account



Private and secure



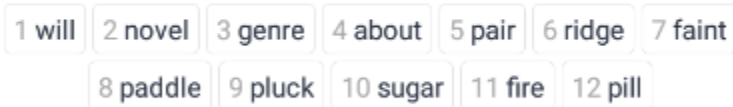
CREATE A NEW WALLET

[I already have a wallet](#)

2. Save your backup phrase in a safe place  
(Don't **SHARE** it with anyone!!!)

### Your recovery phrase

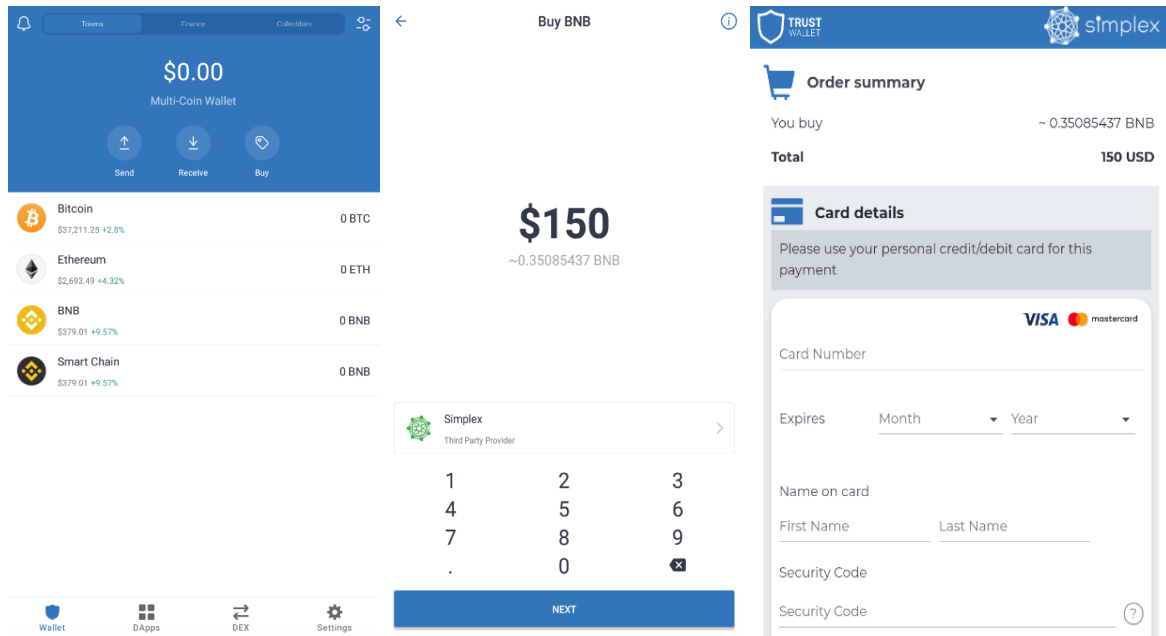
Write down or copy these words in the right order and save them somewhere safe.



[COPY](#)   [SHOW QR](#)

3. Buy or deposit **BNB**:

- If you have a **Binance** account you can directly transfer your **BNB**
- Otherwise, click on **BUY**, select **BNB** and then **Simplex** as a payment system and join your Credit Card details



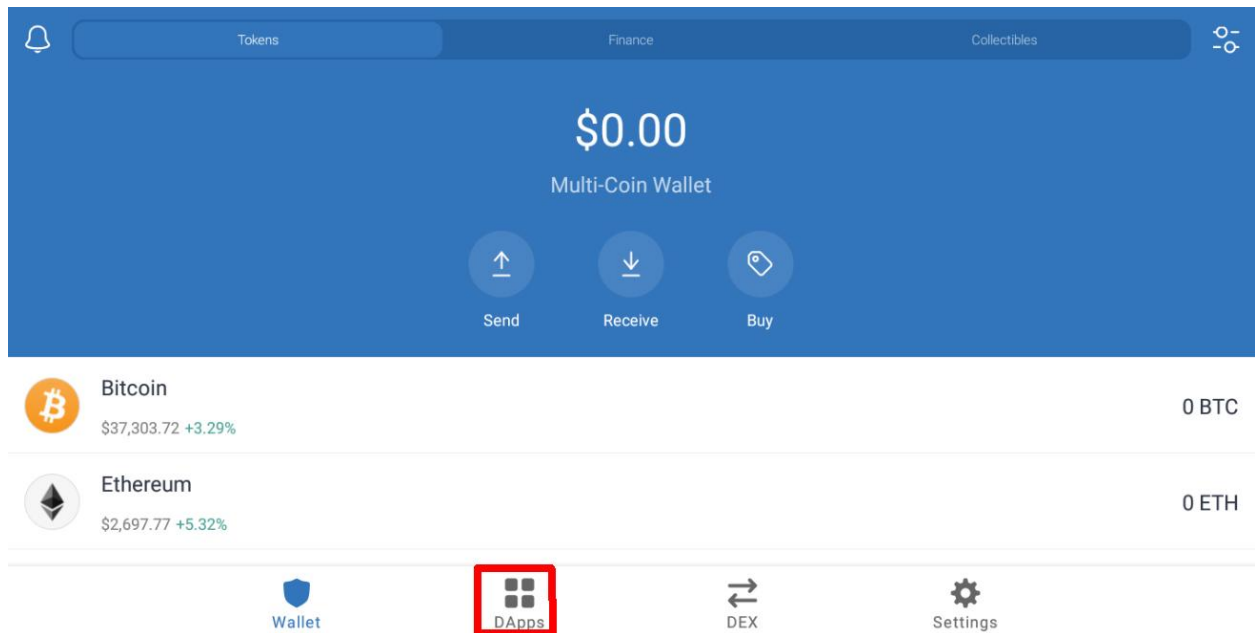
For **Android** owners:

You will have "**DApps**" in the main bar at the bottom

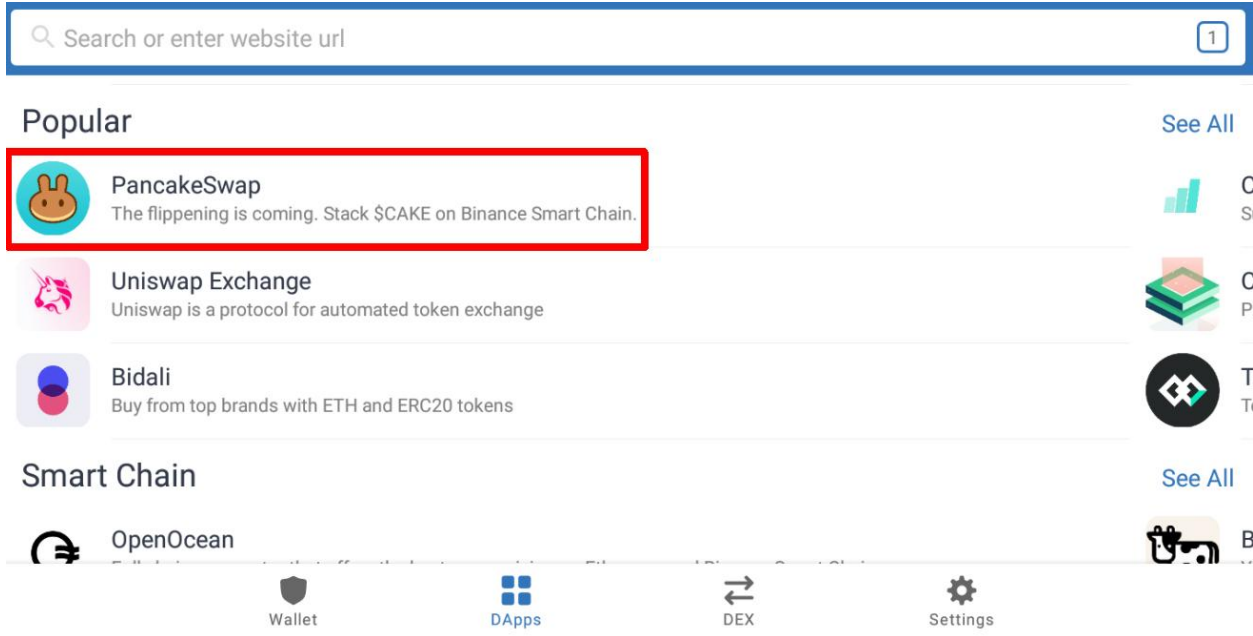
For **iOS** owners:

You will need to enable it via Safari by copying and pasting this:

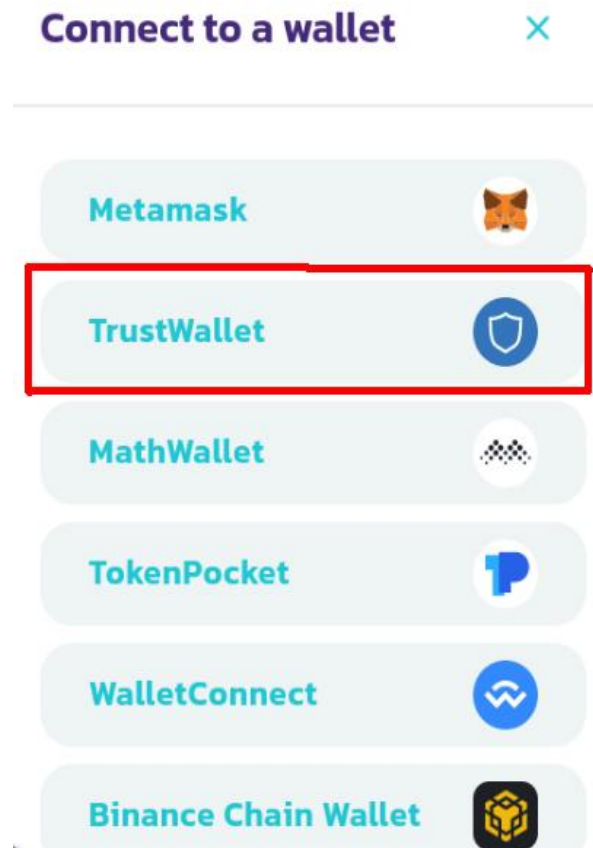
**trust://browser\_enable**



4. Once this is done, you will need to search and click on **PancakeSwap**



5. Press the **CONNECT** button and then **TrustWallet** to connect the your account



6. Press on **SELECT A CURRENCY**

From Balance: 0  
0.0 MAX BNB ▾

↓

To -  
0.0 Select a currency ▾



Enter an amount


7. Copy and paste:


0xBe4092e90DA0b5F3Fbb395BE20bB344DE964E3De

To add **SEPHIROTHINU** token

8. Before trading, click on this **ICON** and **SET** the **SLIPPAGE** between **10% to 15%**  
**(12% is perfect)**


**Exchange** Trade tokens in an instant  

**Settings** 

**Slippage tolerance** 


0.1% 0.5% 1% **12** %

Your transaction may be frontrun

**Transaction deadline** 

20 Minutes

**Audio**



9. Now, go back and complete your transaction set the amount of **BNB** that you would like to buy in **SEPHIROTHINU** ..and click the **SWAP** button



[TELEGRAM](#)



[TWITTER](#)



[INSTAGRAM](#)

Created by [@AsRoma4K](#) on Telegram ©